

POINTS

T2 =	BUCKSHOT BAR	11.5
-------------	---------------------	-------------

T16 =	JE SIGNS	36.5
--------------	-----------------	-------------

STARTING HOLE →



		Hole	1	2	3	4	5	6	7	8	9						
		Handicap	9	8	5	2	1	6	7	3	4	TOTAL	NET	ADJUSTED	Match Pts.	Hole Pts.	Total Pts.
T2	Marshal Tape	4	4	3	6	4	4	4	4	5	6	40	36		0	4	4
T16	Troy Petznik	8	5	3	5	5	6	4	4	5	6	43	35		3	5	8
		T2 POINTS	1	0.5	0	0.5	1	0.5	0.5	0	0						
		T16 POINTS	0	0.5	1	0.5	0	0.5	0.5	1	1						
T2	Jesse Krueger	9	5	3	8	5	6	4	3	5	8	47	38	45	0	3.5	3.5
T16	Gerald Swartz	9	4	3	5	5	6	5	5	4	5	42	33		3	5.5	8.5
		T2 POINTS	0	0.5	0	0.5	0.5	1	1	0	0						
		T16 POINTS	1	0.5	1	0.5	0.5	0	0	1	1						
T2	Joe Hellman	9	6	4	7	8	5	7	6	4	8	55	46	53	0	1.5	1.5
T16	Tom Nelleson	15	4	4	7	4	8	5	4	4	5	45	30		3	7.5	10.5
		T2 POINTS	0	0.5	0	0	1	0	0	0	0						
		T16 POINTS	1	0.5	1	1	0	1	1	1	1						
T2	Don Goodell	10	5	6	6	5	5	8	3	6	7	51	41	50	0	2.5	2.5
T16	Al Krueger	20	5	4	7	7	6	7	6	6	7	55	35		3	6.5	9.5
		T2 POINTS	0	0	0.5	1	0	0	1	0	0						
		T16 POINTS	1	1	0.5	0	1	1	0	1	1						

POINTS

T3 =	OUTHOUSE	32
T26 =	PHILLIPS	16

STARTING HOLE →



		Hole	1	2	3	4	5	6	7	8	9						
		Handicap	9	8	5	2	1	6	7	3	4	TOTAL	NET	ADJUSTED	Match Pts.	Hole Pts.	Total Pts.
T3	Jason Kimbel	3	5	4	5	4	4	4	3	4	5	38	35		3	4.5	7.5
T26	Luke Larson	7	5	3	5	5	6	4	5	5	5	43	36		0	4.5	4.5
		T3 POINTS	0.5	0	0.5	0.5	1	0.5	1	0.5	0						
		T26 POINTS	0.5	1	0.5	0.5	0	0.5	0	0.5	1						
T3	Jason Nichols	9	4	3	6	4	6	5	4	5	5	42	33		3	5.5	8.5
T26	John Conlin	11	4	3	8	7	5	5	3	6	6	47	36		0	3.5	3.5
		T3 POINTS	0.5	0.5	1	1	0	0.5	0	1	1						
		T26 POINTS	0.5	0.5	0	0	1	0.5	1	0	0						
T3	Bartavious	14	5	4	6	6	5	6	4	6	6	48	34		3	4	7
T26	Curt Graff	10	5	3	10	7	4	4	3	6	4	46	36	44	0	5	5
		T3 POINTS	0.5	0	1	1	0.5	0	0	1	0						
		T26 POINTS	0.5	1	0	0	0.5	1	1	0	1						
T3	Nellie	7	5	3	4	5	5	4	3	4	7	40	33		3	6	9
T26	Matt Daniels	8	5	3	4	5	7	5	4	5	6	44	36		0	3	3
		T3 POINTS	0.5	0.5	0.5	0.5	1	1	1	1	0						
		T26 POINTS	0.5	0.5	0.5	0.5	0	0	0	0	1						

POINTS

T4 =	FAIRWAY NINJAS	32
------	----------------	----

T18 =	MAPLE ESSENCE FARMS	16
-------	---------------------	----

STARTING HOLE →



		Hole	1	2	3	4	5	6	7	8	9						
		Handicap	9	8	5	2	1	6	7	3	4	TOTAL	NET	ADJUSTED	Match Pts.	Hole Pts.	Total Pts.
T4	Andrew Miller	3	4	4	5	4	4	5	3	5	5	39	36		3	5.5	8.5
T18	Steve Burr	7	5	6	6	7	7	4	3	4	5	47	40		0	3.5	3.5
		T4 POINTS	1	1	1	1	1	0	0.5	0	0						
		T18 POINTS	0	0	0	0	0	1	0.5	1	1						
T4	Ben Papich	3	4	4	5	4	5	4	4	5	5	40	37		3	5	8
T18	Dean Stokke	8	6	4	6	6	5	6	4	5	6	48	40		0	4	4
		T4 POINTS	1	0.5	0.5	1	0	1	0.5	0	0.5						
		T18 POINTS	0	0.5	0.5	0	1	0	0.5	1	0.5						
T4	Tyler Papich	19	7	5	5	4	7	7	5	7	5	52	33		3	3.5	6.5
T18	Bob Briesemeister	11	6	4	5	8	5	5	3	5	6	47	36		0	5.5	5.5
		T4 POINTS	0	0.5	1	1	0	0	0	0	1						
		T18 POINTS	1	0.5	0	0	1	1	1	1	0						
T4	Andy Jones	9	4	4	5	5	4	4	3	5	7	41	32		3	6	9
T18	Dave Haugle	8	4	5	5	5	4	5	4	5	6	43	35		0	3	3
		T4 POINTS	0.5	1	0.5	0.5	1	1	1	0.5	0						
		T18 POINTS	0.5	0	0.5	0.5	0	0	0	0.5	1						

POINTS

T6 =	EDWARD JONES	28
T20 =	WOODZMEN	20

STARTING HOLE →



		Hole	1	2	3	4	5	6	7	8	9						
		Handicap	9	8	5	2	1	6	7	3	4	TOTAL	NET	ADJUSTED	Match Pts.	Hole Pts.	Total Pts.
T6	Rick Hanson	2	5	3	5	5	4	4	4	4	4	38	36		3	5	8
T20	Krag Blomberg	9	5	5	7	5	5	4	5	5	6	47	38		0	4	4
		T6 POINTS	0.5	1	1	0	0.5	0	0.5	0.5	1						
		T20 POINTS	0.5	0	0	1	0.5	1	0.5	0.5	0						
T6	Zane Miller	3	5	4	6	5	4	4	5	4	5	42	39		0	1.5	1.5
T20	Tom Niska	12	4	3	6	6	3	5	5	5	4	41	29		3	7.5	10.5
		T6 POINTS	0	0	0	0.5	0	0.5	0	0.5	0						
		T20 POINTS	1	1	1	0.5	1	0.5	1	0.5	1						
T6	Jake Miller	5	4	3	4	4	4	5	6	5	5	40	35		3	7	10
T20	Brain Carlson	13	5	4	6	6	5	8	4	8	8	54	41		0	2	2
		T6 POINTS	1	0.5	1	1	0.5	1	0	1	1						
		T20 POINTS	0	0.5	0	0	0.5	0	1	0	0						
T6	Wes Prince	8	4	3	6	7	3	5	4	5	5	42	34		3	5.5	8.5
T20	Dale Schiferl	14	6	5	6	5	6	6	6	6	6	52	38		0	3.5	3.5
		T6 POINTS	1	1	0	0	1	0.5	1	0.5	0.5						
		T20 POINTS	0	0	1	1	0	0.5	0	0.5	0.5						

POINTS

T7 =	BUCKSHOT 2	20.5
T21 =	MENOMONIE TRANSPORTATION	21.5

STARTING HOLE →



	Hole	1	2	3	4	5	6	7	8	9	TOTAL	NET	ADJUSTED	Match Pts.	Hole Pts.	Total Pts.	
	Handicap	9	8	5	2	1	6	7	3	4							
T7	Troy Kuhn	20	5	7	6	5	8	8	4	6	8	57	37		#VALUE!	6	6
T21	No Show	x	x	x	x	x	x	x	x	x	x	0	#VALUE!		#VALUE!	#VALUE!	#VALUE!
	T7 POINTS	#####	#####	#####	#VALUE!	#VALUE!	#VALUE!	#####	#####	#####							
	T21 POINTS	#####	#####	#####	#VALUE!	#VALUE!	#VALUE!	#####	#####	#####							
T7	Mike Lagerstrom	11	5	4	8	7	5	5	5	5	6	50	39		0	3	3
T21	Luke Miller	9	4	4	6	5	6	4	4	5	7	45	36		3	6	9
	T7 POINTS	0	0.5	0	0	1	0	0	0.5	1							
	T21 POINTS	1	0.5	1	1	0	1	1	0.5	0							
T7	Jaimie Mittlestadt	8	5	3	7	4	4	4	5	5	7	44	36		3	5	8
T21	Brett Prince	8	5	3	6	6	4	6	4	5	8	47	39	46	0	4	4
	T7 POINTS	0.5	0.5	0	1	0.5	1	0	0.5	1							
	T21 POINTS	0.5	0.5	1	0	0.5	0	1	0.5	0							
T7	Jay Lagerstrom	17	6	6	6	6	7	7	4	9	8	59	42		0	3.5	3.5
T21	Kyle Howe	12	4	4	6	5	6	5	5	5	7	47	35		3	5.5	8.5
	T7 POINTS	0	0	1	0.5	0.5	0	1	0	0.5							
	T21 POINTS	1	1	0	0.5	0.5	1	0	1	0.5							

POINTS

T5 =	VFW STARR AVE	33
T19 =	SEEDS N STUFF	9

STARTING HOLE → ↓

		Hole	1	2	3	4	5	6	7	8	9						
		Handicap	9	8	5	2	1	6	7	3	4	TOTAL	NET	ADJUSTED	Match Pts.	Hole Pts.	Total Pts.
T5	Gordy Myers	3	4	3	5	5	4	4	3	4	5	37	34		1.5	4.5	6
T19	Chuck Brown	8	5	3	5	5	6	5	4	4	5	42	34		1.5	4.5	6
		T5 POINTS	1	0.5	0	0	1	1	1	0	0						
		T19 POINTS	0	0.5	1	1	0	0	0	1	1						
T5	Matt Vanderwegan	0	5	4	5	4	5	5	4	5	5	42	42		#VALUE!	#VALUE!	6
T19	No Show	x	x	x	x	x	x	x	x	x	x	0	#VALUE!		#VALUE!	#VALUE!	0
		T5 POINTS	#####	#####	#####	#####	#####	#####	#####	#####	#####						
		T19 POINTS	#####	#####	#####	#####	#####	#####	#####	#####	#####						
T5	Grant Anderson	8	5	4	6	4	5	4	3	5	8	44	36		3	7	10
T19	Lee Brockman	20	8	5	8	7	9	7	5	7	8	64	44		0	2	2
		T5 POINTS	1	0.5	1	1	1	1	1	0.5	0						
		T19 POINTS	0	0.5	0	0	0	0	0	0.5	1						
T5	Jon Haugli	9	4	4	4	5	5	4	3	5	5	39	30		3	8	11
T19	Dan Lee	20	7	6	6	8	6	6	5	7	7	58	38		0	1	1
		T5 POINTS	1	1	1	1	0	1	1	1	1						
		T19 POINTS	0	0	0	0	1	0	0	0	0						

POINTS

T1 =	MILLER TIME	19
T15 =	RAPID MACHINING	29

STARTING HOLE →



		Hole	1	2	3	4	5	6	7	8	9						
		Handicap	9	8	5	2	1	6	7	3	4	TOTAL	NET	ADJUSTED	Match Pts.	Hole Pts.	Total Pts.
T1	Gary Hover	4	4	4	6	6	4	5	4	5	6	44	40		0	1.5	1.5
T15	Jeff Watkins	2	4	3	4	4	4	4	3	4	4	34	32		3	7.5	10.5
		T1 POINTS	0.5	0	0	0	1	0	0	0	0						
		T15 POINTS	0.5	1	1	1	0	1	1	1	1						
T1	Dusty Salsbury	5	4	3	6	4	6	4	4	5	5	41	36		1.5	4.5	6
T15	Todd Andrews	8	6	4	6	4	5	4	4	5	6	44	36		1.5	4.5	6
		T1 POINTS	1	1	0.5	0	0	0.5	0.5	0	1						
		T15 POINTS	0	0	0.5	1	1	0.5	0.5	1	0						
T1	Joe Doucette	6	4	4	5	6	6	4	3	6	6	44	38		0	3	3
T15	Lynn Reckin	12	5	4	5	5	5	5	5	6	5	45	33		3	6	9
		T1 POINTS	1	0.5	0	0	0	0.5	1	0	0						
		T15 POINTS	0	0.5	1	1	1	0.5	0	1	1						
T1	Kyle Scribner	11	4	3	8	6	6	4	3	4	5	43	32		3	5.5	8.5
T15	Lance Reckin	12	4	5	5	6	6	5	4	5	5	45	33		0	3.5	3.5
		T1 POINTS	0.5	1	0	0.5	0	1	1	1	0.5						
		T15 POINTS	0.5	0	1	0.5	1	0	0	0	0.5						

POINTS

T8 =	SCHEELS	28
-------------	----------------	-----------

T22 =	THRIVENT	20
--------------	-----------------	-----------

STARTING HOLE →



		Hole	10	11	12	13	14	15	16	17	18						
		Handicap	3	7	1	8	6	5	4	2	9	TOTAL	NET	ADJUSTED	Match Pts.	Hole Pts.	Total Pts.
T8	Jeff Marson	4	7	4	5	3	4	5	3	6	5	42	38	41	3	5	8
T22	Andy DeMoe	5	6	5	7	5	4	4	6	6	4	47	42	46	0	4	4
		T8 POINTS	0	1	1	1	0.5	0	1	0.5	0						
		T22 POINTS	1	0	0	0	0.5	1	0	0.5	1						
T8	Seth Fiege	8	5	4	5	4	6	4	6	5	6	45	37		1.5	4	5.5
T22	Eric Hanson	8	4	3	8	4	6	5	5	6	4	45	37	44	1.5	5	6.5
		T8 POINTS	0	0	1	0.5	0.5	1	0	1	0						
		T22 POINTS	1	1	0	0.5	0.5	0	1	0	1						
T8	Jim Niekirk	10	6	5	7	5	4	5	6	7	5	50	40		1.5	4	5.5
T22	Kyle Jensen	11	5	4	8	4	6	5	7	7	5	51	40		1.5	5	6.5
		T8 POINTS	0	0	0.5	0	1	0.5	1	0.5	0.5						
		T22 POINTS	1	1	0.5	1	0	0.5	0	0.5	0.5						
T8	Denny Jensen	10	5	4	7	3	4	5	5	7	5	45	35		3	6	9
T22	Kyle Doll	13	5	5	6	5	5	5	5	9	8	53	40	52	0	3	3
		T8 POINTS	0	1	0	1	1	0.5	0.5	1	1						
		T22 POINTS	1	0	1	0	0	0.5	0.5	0	0						

STARTING HOLE →



T9 =

T23 =

		Hole	10	11	12	13	14	15	16	17	18	
		Handicap	3	7	1	8	6	5	4	2	9	TOTAL
T9	Steve Bonander	9	5	4	4	4	5	4	5	4	4	39
T23	Scott Davis	9	4	4	8	4	4	5	6	7	3	45
		T9 POINTS	0	0.5	1	0.5	0	1	1	1	0	
		T23 POINTS	1	0.5	0	0.5	1	0	0	0	1	
T9	Ron Tuschl	11	5	5	7	3	4	5	6	5	6	46
T23	Pat Lindgren	11	5	4	6	3	5	6	6	5	5	45
		T9 POINTS	0.5	0	0	0.5	1	1	0.5	0.5	0	
		T23 POINTS	0.5	1	1	0.5	0	0	0.5	0.5	1	
T9	Kevin Snyder	14	8	3	7	4	5	5	5	5	5	47
T23	Courtney Olsen	10	5	4	7	4	4	6	8	8	5	51
		T9 POINTS	0	1	1	0.5	0	1	1	1	0.5	
		T23 POINTS	1	0	0	0.5	1	0	0	0	0.5	
T9	Pete Christianson	17	7	5	9	3	8	5	7	6	5	55
T23	Pete Gautman	20	6	6	11	5	7	7	5	6	5	58
		T9 POINTS	0	1	1	1	0	1	0	0	0.5	
		T23 POINTS	1	0	0	0	1	0	1	1	0.5	

POINTS

WHITETAIL					27
CENTRAL STAR COOP					21
NET	ADJUSTED	Match Pts.	Hole Pts.	Total Pts.	
30		3	5	8	
36		0	4	4	
35		0	4	4	
34		3	5	8	
33	49	3	6	9	
41		0	3	3	
38		1.5	4.5	6	
38	56	1.5	4.5	6	

POINTS

T10 =	NESTLE	15
T24 =	PLANK ENTERPRISES	33

STARTING HOLE →



		Hole	10	11	12	13	14	15	16	17	18						
		Handicap	3	7	1	8	6	5	4	2	9	TOTAL	NET	ADJUSTED	Match Pts.	Hole Pts.	Total Pts.
T10	Dave Kording	8	4	4	7	4	5	6	5	5	4	44	36		0	4.5	4.5
T24	Gary Hovind	9	5	4	6	4	5	4	5	5	5	43	34		3	4.5	7.5
		T10 POINTS	1	0.5	0	0.5	0.5	0	0.5	0.5	1						
		T24 POINTS	0	0.5	1	0.5	0.5	1	0.5	0.5	0						
T10	Gary Skoyen	10	4	8	9	3	5	7	5	6	7	54	44	51	0	3	3
T24	Lyle Pelke	10	5	4	6	4	6	4	4	5	5	43	33		3	6	9
		T10 POINTS	1	0	0	1	1	0	0	0	0						
		T24 POINTS	0	1	1	0	0	1	1	1	1						
T10	John Bourwardt	11	5	5	6	6	5	5	7	9	4	52	41	51	0	3.5	3.5
T24	Roger Gullickson	11	4	4	8	4	8	5	5	5	5	48	37		3	5.5	8.5
		T10 POINTS	0	0	1	0	1	0.5	0	0	1						
		T24 POINTS	1	1	0	1	0	0.5	1	1	0						
T10	John Elgar	10	7	4	5	7	4	4	5	7	5	48	38		0	4	4
T24	Trey Gullickson	11	7	4	7	4	4	6	5	6	4	47	36		3	5	8
		T10 POINTS	0.5	0.5	1	0	0.5	1	0.5	0	0						
		T24 POINTS	0.5	0.5	0	1	0.5	0	0.5	1	1						

STARTING HOLE →



T10 =

T24 =

		Hole	10	11	12	13	14	15	16	17	18	
		Handicap	3	7	1	8	6	5	4	2	9	TOTAL
T10	Bruce Freeland	8	4	4	5	3	5	5	5	5	5	41
T24	Adam Paulus	8	6	4	7	3	5	5	4	6	5	45
		T10 POINTS	1	0.5	1	0.5	0.5	0.5	0	1	0.5	
		T24 POINTS	0	0.5	0	0.5	0.5	0.5	1	0	0.5	
T10	Mike Racine	15	3	6	6	5	5	5	5	6	8	49
T24	Adam Bourget	13	7	7	8	3	7	4	5	8	5	54
		T10 POINTS	1	1	1	0	1	0	0.5	1	0	
		T24 POINTS	0	0	0	1	0	1	0.5	0	1	
T10	Craig Jameson	17	5	5	9	4	5	6	5	6	5	50
T24	Kevin Wilgus	14	5	5	7	9	6	4	6	4	4	50
		T10 POINTS	1	0.5	0	1	1	0	1	0	0	
		T24 POINTS	0	0.5	1	0	0	1	0	1	1	
T10	Bruce Prince	13	4	5	9	4	6	5	5	8	6	52
T24	Chris Staack	11	3	5	6	3	5	5	4	10	5	46
		T10 POINTS	0	0.5	0	0	0	0.5	0	1	0	
		T24 POINTS	1	0.5	1	1	1	0.5	1	0	1	

POINTS

INDIANHEAD	26.5
-------------------	-------------

NESTLE 2	21.5
-----------------	-------------

--	--	--	--	--

NET	ADJUSTED	Match Pts.	Hole Pts.	Total Pts.
-----	----------	------------	-----------	------------

33		3	5.5	8.5
----	--	---	-----	-----

37		0	3.5	3.5
----	--	---	-----	-----

--	--	--	--	--

34		3	5.5	8.5
----	--	---	-----	-----

41		0	3.5	3.5
----	--	---	-----	-----

--	--	--	--	--

33		3	4.5	7.5
----	--	---	-----	-----

36	49	0	4.5	4.5
----	----	---	-----	-----

--	--	--	--	--

39	51	0	2	2
----	----	---	---	---

35	44	3	7	10
----	----	---	---	----

--	--	--	--	--

--	--	--	--	--

STARTING HOLE →



T13 =
T14 =

		Hole	10	11	12	13	14	15	16	17	18	
		Handicap	3	7	1	8	6	5	4	2	9	TOTAL
T13	Adam Rose	6	4	3	5	5	4	6	5	4	3	39
T14	Scott Marquart	8	4	4	8	4	4	5	4	5	5	43
		T13 POINTS	0.5	1	1	0	0.5	0	0	0.5	1	
		T14 POINTS	0.5	0	0	1	0.5	1	1	0.5	0	
T13	Luke Wilsey	7	3	4	6	5	4	4	4	6	5	41
T14	Roger Anderson	12	6	5	9	7	7	6	7	7	6	60
		T13 POINTS	1	1	1	1	1	1	1	0.5	1	
		T14 POINTS	0	0	0	0	0	0	0	0.5	0	
T13	Matt Hoeft	8	4	4	9	4	5	3	6	6	5	46
T14	Lyle Sonnentag	15	6	7	9	5	5	6	5	6	5	54
		T13 POINTS	1	1	0	1	0	1	0	0	0.5	
		T14 POINTS	0	0	1	0	1	0	1	1	0.5	
T13	Josh Hoeft	9	5	4	6	4	6	5	5	5	4	44
T14	Tom Boos	20	7	5	7	7	9	8	7	6	5	61
		T13 POINTS	1	0.5	0	1	1	1	1	0	0.5	
		T14 POINTS	0	0.5	1	0	0	0	0	1	0.5	

POINTS

FLEET FEET	35.5
CONAGRA	12.5

NET	ADJUSTED	Match Pts.	Hole Pts.	Total Pts.
-----	----------	------------	-----------	------------

33		3	4.5	7.5
35	42	0	4.5	4.5

34		3	8.5	11.5
48	59	0	0.5	0.5

38	44	3	4.5	7.5
39	53	0	4.5	4.5

35		3	6	9
41		0	3	3

STARTING HOLE →




T12 =

T17 =


		Hole	10	11	12	13	14	15	16	17	18	
		Handicap	3	7	1	8	6	5	4	2	9	TOTAL
T12	Craig Turner	3	4	5	3	5	4	4	4	4	4	37
T17	Dave Dowd	8	5	4	6	4	5	7	5	4	6	46
		T12 POINTS	0.5	0	1	0	1	1	0.5	0	1	
		T17 POINTS	0.5	1	0	1	0	0	0.5	1	0	
T12	Rooster	10	4	5	5	3	5	5	6	4	4	41
T17	Warren Sylte	9	5	3	6	5	5	5	4	7	6	46
		T12 POINTS	1	0	1	1	0.5	0.5	0	1	1	
		T17 POINTS	0	1	0	0	0.5	0.5	1	0	0	
T12	Jon Talmage	15	8	5	5	5	5	6	7	5	5	51
T17	Steve Schultz	18	8	5	9	4	4	7	5	6	6	54
		T12 POINTS	0	0.5	1	0	0	1	0	0.5	1	
		T17 POINTS	1	0.5	0	1	1	0	1	0.5	0	
T12	Larry Plasczz	14	5	6	7	6	5	4	6	4	4	47
T17	Al Mittlestadt	9	4	4	7	4	6	5	5	4	4	43
		T12 POINTS	0.5	0	1	0	1	1	0.5	1	0.5	
		T17 POINTS	0.5	1	0	1	0	0	0.5	0	0.5	

POINTS


POLISH ENTERPRISES	31
WHITE RACK	17




NET	ADJUSTED	Match Pts.	Hole Pts.	Total Pts.
34		3	5	8
38		0	4	4



31		3	6	9
37		0	3	3



36		1.5	4	5.5
36		1.5	5	6.5



33		3	5.5	8.5
34		0	3.5	3.5

